



Jeff Detrick  
STATISTICS (MATH1342 51221S)

## BC Survey - Results 2022 Fall (16-Week - 221S), STATISTICS (MATH1342

Dear Instructor,

Below are the 2022 Fall (16-Week - 221S) survey results for "STATISTICS (MATH1342 51221S)".

The overall indicator is listed first.

The second part of the analysis lists the average values of all individual questions.

Comments are listed at the report's end.

If you have any further questions, please reach out to a member of PIER.

Best regards,

Robert Wood  
Assistant Research Analyst  
Brazosport College  
500 College Drive  
Lake Jackson, TX 77566  
(979)-230-3189  
robert.wood@brazosport.edu

Jeff Detrick  
2022 Fall (16-Week - 221S)  
STATISTICS (MATH1342 51221S)  
No. of responses = 3



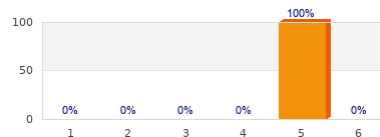
## Survey Results

### 3. Level of Agreeance:

3.1)	Instructions for course activities and assignments were clear.	strongly disagree	<table><tr><th>Level</th><th>Percentage</th></tr><tr><td>1</td><td>0%</td></tr><tr><td>2</td><td>0%</td></tr><tr><td>3</td><td>0%</td></tr><tr><td>4</td><td>0%</td></tr><tr><td>5</td><td>100%</td></tr><tr><td>6</td><td>0%</td></tr></table>	Level	Percentage	1	0%	2	0%	3	0%	4	0%	5	100%	6	0%	N/A	n=3 av.=5 md=5 dev.=0
Level	Percentage																		
1	0%																		
2	0%																		
3	0%																		
4	0%																		
5	100%																		
6	0%																		
3.2)	The workload in this course was well distributed throughout the term.	strongly disagree	<table><tr><th>Level</th><th>Percentage</th></tr><tr><td>1</td><td>0%</td></tr><tr><td>2</td><td>0%</td></tr><tr><td>3</td><td>0%</td></tr><tr><td>4</td><td>0%</td></tr><tr><td>5</td><td>100%</td></tr><tr><td>6</td><td>0%</td></tr></table>	Level	Percentage	1	0%	2	0%	3	0%	4	0%	5	100%	6	0%	N/A	n=3 av.=5 md=5 dev.=0
Level	Percentage																		
1	0%																		
2	0%																		
3	0%																		
4	0%																		
5	100%																		
6	0%																		
3.3)	The course was delivered as outlined in the syllabus.	strongly disagree	<table><tr><th>Level</th><th>Percentage</th></tr><tr><td>1</td><td>0%</td></tr><tr><td>2</td><td>0%</td></tr><tr><td>3</td><td>0%</td></tr><tr><td>4</td><td>0%</td></tr><tr><td>5</td><td>100%</td></tr><tr><td>6</td><td>0%</td></tr></table>	Level	Percentage	1	0%	2	0%	3	0%	4	0%	5	100%	6	0%	N/A	n=3 av.=5 md=5 dev.=0
Level	Percentage																		
1	0%																		
2	0%																		
3	0%																		
4	0%																		
5	100%																		
6	0%																		
3.4)	Assessments/exams were based on material covered in assignments, readings, lectures, videos, group activities, etc.	strongly disagree	<table><tr><th>Level</th><th>Percentage</th></tr><tr><td>1</td><td>0%</td></tr><tr><td>2</td><td>0%</td></tr><tr><td>3</td><td>0%</td></tr><tr><td>4</td><td>0%</td></tr><tr><td>5</td><td>100%</td></tr><tr><td>6</td><td>0%</td></tr></table>	Level	Percentage	1	0%	2	0%	3	0%	4	0%	5	100%	6	0%	N/A	n=3 av.=5 md=5 dev.=0
Level	Percentage																		
1	0%																		
2	0%																		
3	0%																		
4	0%																		
5	100%																		
6	0%																		
3.5)	The instructor made learning relevant to my field of study, career, or degree.	strongly disagree	<table><tr><th>Level</th><th>Percentage</th></tr><tr><td>1</td><td>0%</td></tr><tr><td>2</td><td>0%</td></tr><tr><td>3</td><td>0%</td></tr><tr><td>4</td><td>33%</td></tr><tr><td>5</td><td>67%</td></tr><tr><td>6</td><td>0%</td></tr></table>	Level	Percentage	1	0%	2	0%	3	0%	4	33%	5	67%	6	0%	N/A	n=3 av.=4.7 md=5 dev.=0.6
Level	Percentage																		
1	0%																		
2	0%																		
3	0%																		
4	33%																		
5	67%																		
6	0%																		
3.6)	The instructor used a variety of instructional methods (examples: group discussions, student presentations, student activities, lab activities, online discussions, video assignments, case studies, etc.)	strongly disagree	<table><tr><th>Level</th><th>Percentage</th></tr><tr><td>1</td><td>0%</td></tr><tr><td>2</td><td>0%</td></tr><tr><td>3</td><td>0%</td></tr><tr><td>4</td><td>33%</td></tr><tr><td>5</td><td>67%</td></tr><tr><td>6</td><td>0%</td></tr></table>	Level	Percentage	1	0%	2	0%	3	0%	4	33%	5	67%	6	0%	N/A	n=3 av.=4.7 md=5 dev.=0.6
Level	Percentage																		
1	0%																		
2	0%																		
3	0%																		
4	33%																		
5	67%																		
6	0%																		
3.7)	The instructor provided timely feedback on my assignments.	strongly disagree	<table><tr><th>Level</th><th>Percentage</th></tr><tr><td>1</td><td>0%</td></tr><tr><td>2</td><td>0%</td></tr><tr><td>3</td><td>0%</td></tr><tr><td>4</td><td>0%</td></tr><tr><td>5</td><td>100%</td></tr><tr><td>6</td><td>0%</td></tr></table>	Level	Percentage	1	0%	2	0%	3	0%	4	0%	5	100%	6	0%	N/A	n=3 av.=5 md=5 dev.=0
Level	Percentage																		
1	0%																		
2	0%																		
3	0%																		
4	0%																		
5	100%																		
6	0%																		
3.8)	The instructor exhibited professional behavior, treated students respectfully, and used appropriate language during class.	strongly disagree	<table><tr><th>Level</th><th>Percentage</th></tr><tr><td>1</td><td>0%</td></tr><tr><td>2</td><td>0%</td></tr><tr><td>3</td><td>0%</td></tr><tr><td>4</td><td>0%</td></tr><tr><td>5</td><td>100%</td></tr><tr><td>6</td><td>0%</td></tr></table>	Level	Percentage	1	0%	2	0%	3	0%	4	0%	5	100%	6	0%	N/A	n=3 av.=5 md=5 dev.=0
Level	Percentage																		
1	0%																		
2	0%																		
3	0%																		
4	0%																		
5	100%																		
6	0%																		

3.9) The instructor provided grades within the stated timeframe.

strongly disagree

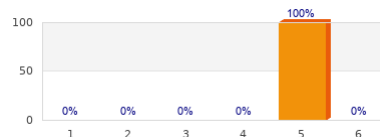


N/A

n=3  
av.=5  
md=5  
dev.=0

3.10) The instructor was accessible to answer questions and explain material outside of class according to office hours.

strongly disagree



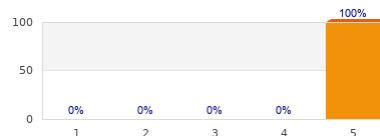
N/A

n=3  
av.=5  
md=5  
dev.=0

#### 4. Overall Satisfaction With This Course:

4.1) Please rate your overall satisfaction with the learning experience in this course.

Very Dissatisfied



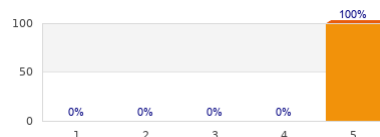
Very Satisfied

n=3  
av.=5  
md=5  
dev.=0

#### 5. Course Recommendation:

5.1) How likely are you to recommend this course with this instructor to a friend?

Very Unlikely




Very Likely

n=3  
av.=5  
md=5  
dev.=0

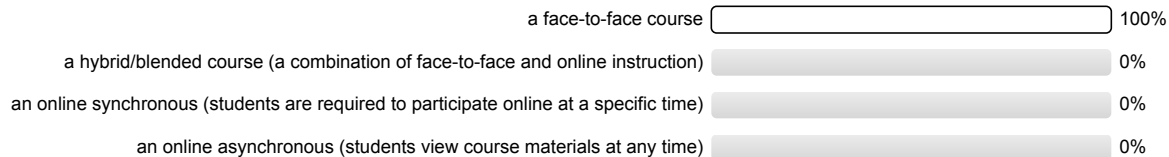
#### 7. Student Demographics:

7.1) How many credits have you completed toward your degree or certificate?



n=3

7.2) This course is instructed as:




n=3

7.3) This term I am currently enrolled in:




n=3

7.4) My current major is:



7.5) I am currently a high school student taking college courses.



## Comments Report

---

### 6. Open Response:

6.1) What are the strengths of this course?

- Instructor wants to see students succeed as well as be able to understand statistics as well as how to apply it to our daily lives.
- my prof teaches in a very understandable way and explains everything.

6.2) What changes would you recommend that would improve this course?

- None.

6.3) Any further, constructive comments?

- Instructor provide me with a one on one meeting in his office to discuss struggles with the course. Instructor was understanding of everything going on and understands math is my weakest point. Instructor was reassuring although I don't feel so great regarding my average. Instructor is aware I can't graduate if I do not pass this course, yet was reassuring.